



Accessing your online class

UMBC

AN HONORS UNIVERSITY IN MARYLAND

English Language Center

Terminology

- Login information: Your login information is your username and password assigned to you at the beginning of your studies at the ELC.
- BB: Abbreviation for Blackboard, the web-based software used for online classes.
- Blackboard course: The online course that you are taking.

Terminology

- **myUMBC**: The UMBC Internet portal for accessing your UMBC email and the online courses. myUMBC is also the portal for all your academic and business information while you study at UMBC.
- **Blackboard.umbc.edu**: The direct link to your online courses.
- **Browser**: The tool that you use to access the Internet. Microsoft Internet Explorer and Firefox are examples of browsers.
- **Button**: The color link icon on a website that takes you to other links.

Overview

- Your UMBC Computer Account
- Your UMBC login information
- Your Blackboard Course

Your UMBC Computer Account

- In order to use the UMBC email system and to log on to your Blackboard course, you need to use the CONFIDENTIAL username and password that has been assigned to you.
- By no means should you share this confidential information with others.

Your Username & Password

- Note that your username and password are case-sensitive, which means that you need to type them in the same way that they were given to you. Normally usernames or passwords at UMBC contain one capital letter.

Entering your course in Blackboard

1



Use Firefox or
Internet Explorer 8.
Download Firefox
[here](#).



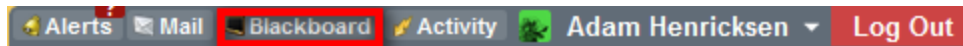
2



The Internet address
is my.umbc.edu

Login

3



Click **Blackboard** at the top of the screen

4

A screenshot of a login form. At the top, a black bar contains the word 'Login'. Below it, there are two input fields: 'Name: aval1' and 'Password:'. Red arrows point to both fields. Below the fields are two buttons: 'Login' and 'Clear'. A hand cursor icon is positioned over the 'Login' button.

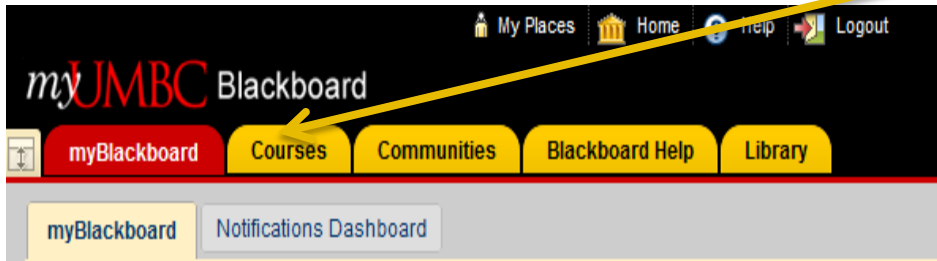
UMBC password contains a CAPITAL letter, for example Adr23an

Type your **username** and **Password** and click on **login**

5

Your Online Course

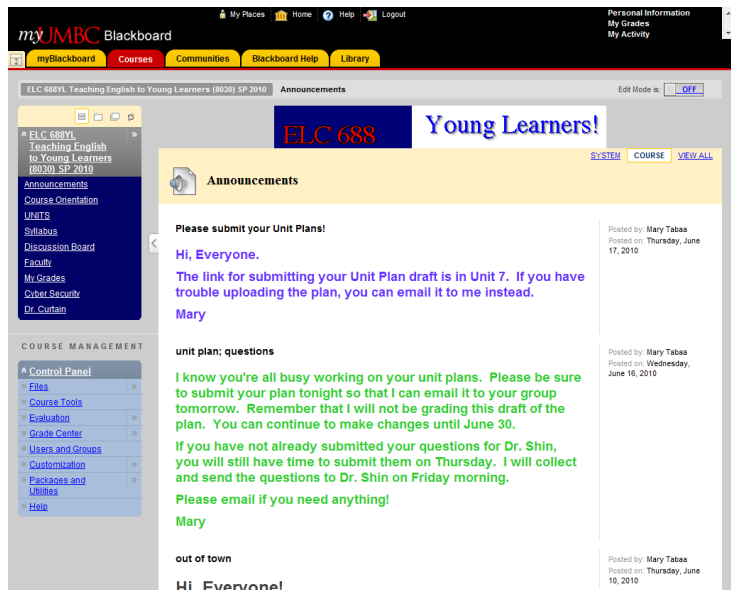
Select Courses



6



Click on the **link** to your course



7

You will see the first page and Navigation Panel



Getting More Help

If at any point, you run into a problem with these directions or any technology issue, please email the technology coordinator, **Adriana Val**. She will do her best to help you.

Adriana's email address is
aval@umbc.edu